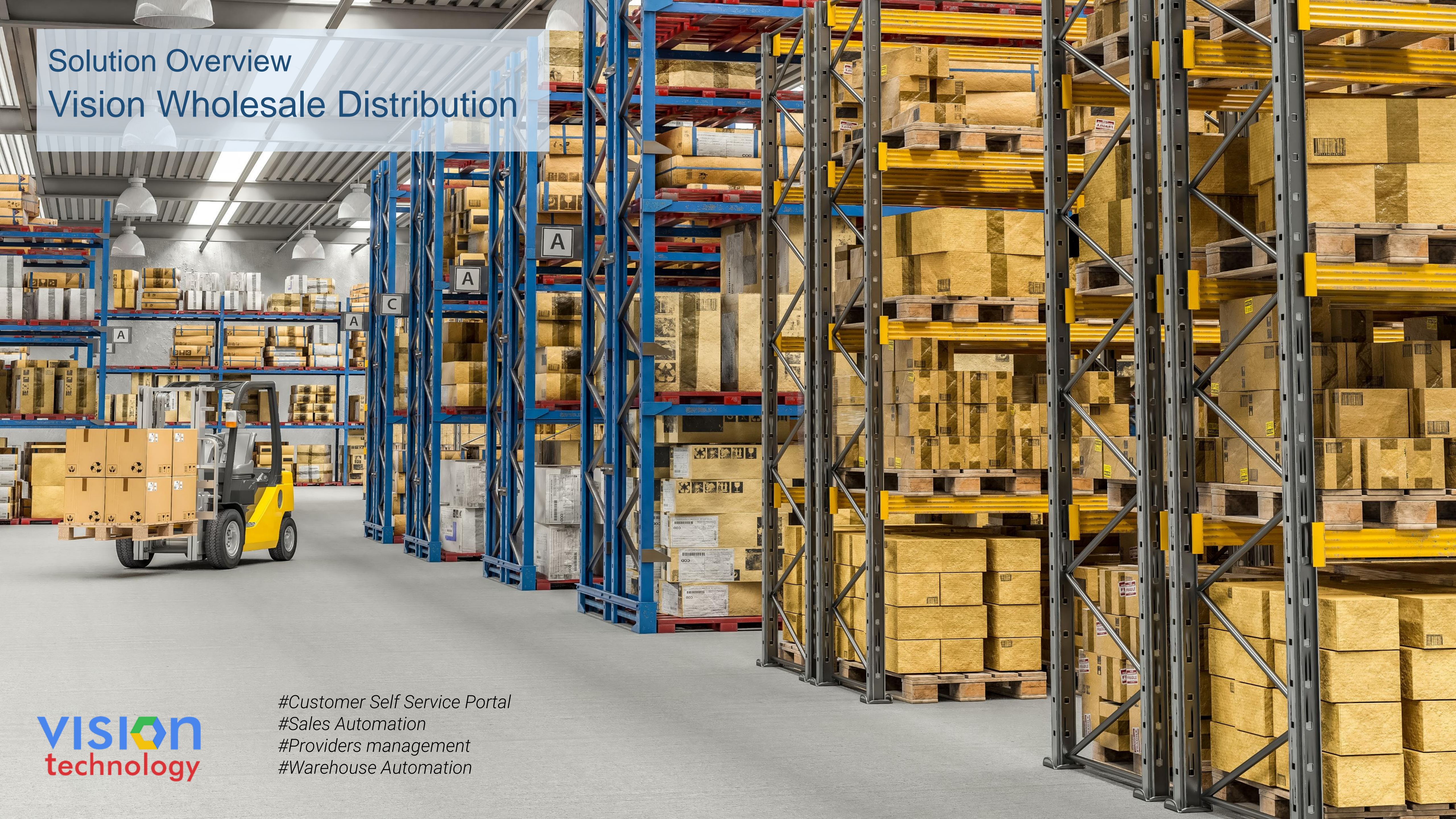


# Solution Overview

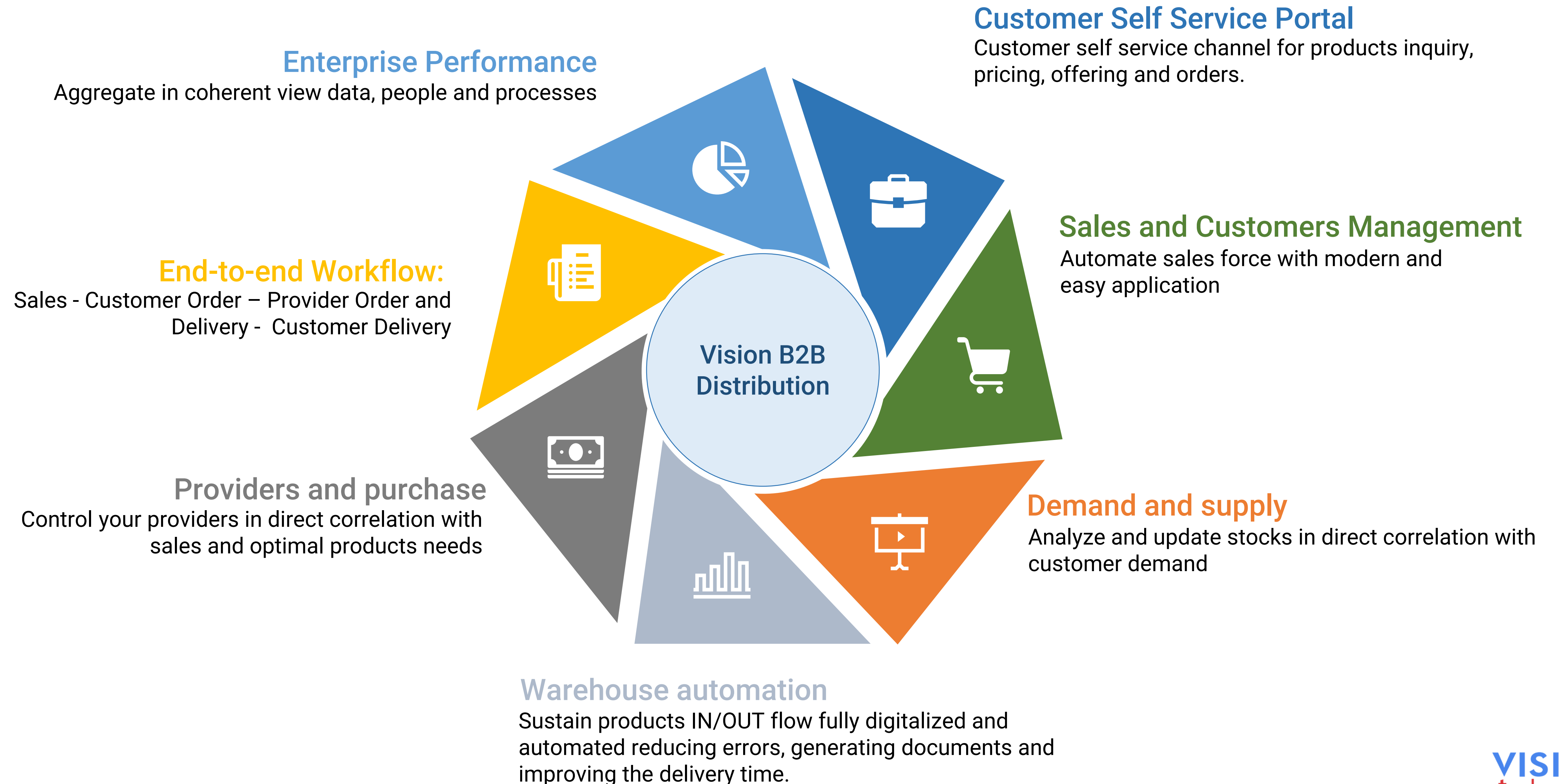
## Vision Wholesale Distribution



*#Customer Self Service Portal*  
*#Sales Automation*  
*#Providers management*  
*#Warehouse Automation*

# Vision Wholesales Distribution

## Integrated platform for B2B Distribution



# Vision Wholesales Distribution

## Integrated platform for B2B Distribution

**End-to-end Workflow:** Sales - Customer Order – Provider Order and Delivery - Customer Delivery.

**Customer Self Service Portal:** B2B customers can inquiry stock products, get offers and submit orders.

**Providers Management:** Optimize providers orders in direct correlation with customer demand, follow providers orders delivery.

**Warehouse automation:** the products are tracked with bare codes since reception until delivery. The reception and delivery is fully automated and digitalized.

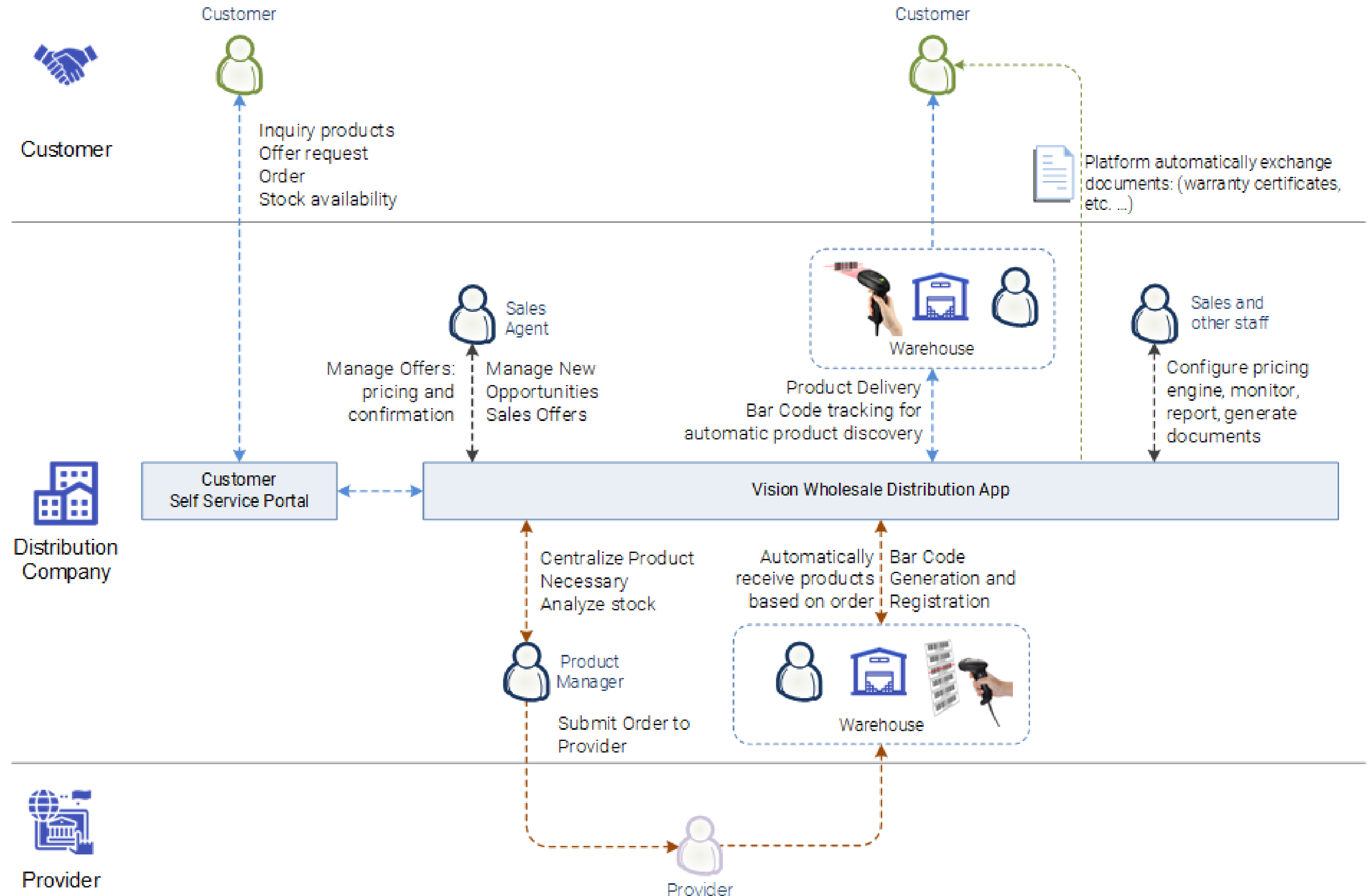
**Barcode Reader dedicated application:** specific application available for barcode readers allowing real-time matching order or offer items directly on field, while receiving or delivering activities.

**Sales pricing engine:** prices are approved based on predefined fees according with customer and product type.

**Back Office staff efficiency:** real time data access, approval workflows.

**Real time reports and dashboards:** based your decision on real-time data analysis.

**Integration:** out of the box integration with ERP systems



# B2B Customer Self Service Portal

The image shows a hand holding a smartphone that displays the B2B Customer Self Service Portal. The background is a blurred industrial setting with bright lights. The portal interface is shown in two parts: a desktop view and a mobile view.

**Desktop View:**

- Header: **vision Wholesale Distribution** | Furnizori | Comenzi Furnizor | Management Furnizori
- Progress bar: **Initiata** (grey) → **Finalizata** (blue)
- Navigation: **Client** | Enquiries | Offers | Orders | Confirmed Orders | Feedback | Stock | Reports
- Section: **New Enquiry**
- Progress bar: **Enquiry** (blue) → Offer → Order → Confirmed Order
- Details:**
  - Client: TOP CONSTRUCTIONS SRL
  - Number: 5423
  - Observations: The products will be delivered on construction site not later than 1.10.2020
  - Delivery Address: Sun City, Main Street, no 98, Romania
- Documents:**

Name	Upload Date
Product requirements specs.pdf	10/9/2019
Product details.pdf	10/9/2019
Delivery Details.pdf	10/9/2019
Other Specs.pdf	10/9/2019
demo.pdf	10/9/2019
- Enquiry Positions:**

Article name	Choose Article	Delivery Deadline	Quantity	M.U.	Observations
ITM23345435	Hexagonal drawn bar 17 mm 115Mn30	10/31/2019	25	KG	the product will be delivered in pax with 8 items
OP0014437	Stainless steel hexagon bar 30 mm W1.4301	10/30/2019	23	KG	the product will be delivered in pax with 8 items
- Buttons: **Download** | **Send** | **Save as draft**

**Mobile View:**

- Header: 10:30 | Adrian Bratu | Adrian.Bratu@vision.ro
- Navigation: **RECENT** | **VISION 365 - CLIENTS**
- Menu items: People, Clients, Providers, Operations, Enterprise Performance, Intranet, Reports, Administration, Recruitment, Candidates, Product Catalogue, Leads, Opportunities, Sales Quote, Contacts, Accounts, Contract, Sales Order, Delivery Notes
- Footer: © Copyright Vision 2019

Your B2B customers will be able to check products availability and price, ask their questions, request offers and submit orders. Enable your sales force to forecast customer demand and optimize stocks.



### Inquiry

Customer can inquiry product availability and prices

### Offering


Sales agent can automatically respond to a offer request

### Ordering

The customer confirm order and the product manager see the request

### Delivery

Follow the order delivery and increase efficiency



## Vision Wholesale Distribution B2B Customer Portal

- Customer profile
- Offer request
- Offer
- Orders
- Stock availability with shopping cart
- Automation
- Reports

Customers can update their own profiles, request offers, view their order history, check their order status and place new orders around the clock.

# Automatized Sales and Purchase Process Workflow



Customer

## Request Offer

Stock Inquiry and add product to shopping chart  
Request Specific product

Fil in Offer request details: terms and conditions, delivery details, documents, items, quantity

Visualize Offer Request details, fill in prices and warehouse stock availability, manage requested items, fill in commercial terms, credit limits, delivery terms, Transport, Certificate, Payment, etc. Upload offer documents and calculate overall price.

## Offer Approval Workflow (internal and customer)

Visualize offer details: item prices, terms and conditions, delivery terms, Transport, Certificate, Payment, etc. Modify offer request: quantity, items, etc. Place order

Transform offer in order, optimize product request and send it to processing team

## Approve, Reject or Ask new conditions

## Process Order

Distribution



Article name	Choose Article	Delivery Deadline	Quantity	M.U.	Observations
ITM23345435 Client product code PRD32234	Hexagonal drawn bar 17 mm 11SMn30	10/31/2019	25	KG	the product will be delivered in pax with 8 items
OP0014437 Client product code PRD324234	Stainless steel hexagon bar 30 mm W1.4301	10/30/2019	23	KG	the product will be delivered in pax with 8 items

#	Article name	Itemkey	Choose Article	Delivery Deadline	Quantity	M.U.	kg/um	Sell Price (€/M.U.)	Value without VAT (€)	Observations	Approval
1	Client product code	HB073705000B	Hexagonal bar 50 mm 11SMnPb37	10/29/2019	14	KG	€/ton 3445000	3445	48230		Yes No
2	Client product code	RB713104000	Round bar 16MnCr5 - diam. 40 mm (EN10060)	10/24/2019	10	KG	€/ton 65456000	65456	654560		Yes No

Total quantity: 24      Total € (without VAT): 702790      Total RON (without VAT): 3383933.85 according to the CITY course: 4.815 RON/€

Total purchase value (RON)	100.02	TOTAL transport value (RON)	1.1
Net Margin (RON)	3383832	Exchange	4.815
Bonus (RON)	43989.82	% Bonus	0.013

# B2B Customer Portal

## Key Features

### Offer Request

Initiate offer request. Fill in delivery location, special requirements, items, quantity. Items details. Automatic upload requested items from excel file.

### Offer Management

Visualize, approve or ask modification of the offer request response: total price and price details, credit limit, commercial terms, items price, delivery date and details, payment method, transport and product certification, etc.

### Ordering

Approve offer and transform it into order. Modify item quantity and other details. Generate and download order documents: proforma invoice, order details, etc.

### Feedback

The customer can add specific feedback regarding interaction with the distributor, including specific documents.

### Stock

Visualize stock and add items in the shopping cart to further transform it into offer request

### Reports

Access all your commercial activity with the distributor in one-place.

### Notifications

Get notification regarding an offer request response submitted, offer approval, delivery date changing, etc.

# Sales and Client Management



**VISION Wholesale Distribution** Client Oportunitati Clienti Clienti Noi Cereri Oferte Oferte Comenzi Ferme Comenzi Confirmate Stoc Rapoarte

Client nou

Filiala responsabila \*  
Bucuresti

Cod intern\*  
22-AS-89976

Utilizatori

Email	Telefon	Data creare
sales@vision.ro		8/10/2019
daniel.matea@accender.ro		8/10/2019

**VISION Wholesale Distribution** Client Oportunitati Clienti Clienti Noi Cereri Oferte Oferte Comenzi Ferme Comenzi Confirmate Stoc Rapoarte

Produce cerute si neofertate

	Nume	Numar Cerere	Articol	ItemKey	Cantitate Ceruta
CR	AUSTRALIAN CARGO LINE SRL	4280	Bara rotunda inox diam. 30 mm W1.4305 (EN10278) - INACTIV	RB430503000	1
CR	AUSTRALIAN CARGO LINE SRL	5373	Platbanda inox 30*15 mm W1.4301 - INACTIV	FB430103015CT	1
CR	B.C.G. COMPANY SRL	3272	Bara rotunda trasa diam. 20 mm h9 S355 (EN10278)	RB056902000B	115
CR	B.C.G. COMPANY SRL	3272	Bara rotunda 42CrMo4 - diam. 70 mm	RB722507000	120

1 / 8

Produce cerute si partial ofertate

	Nume	Numar Cerere	Articol	ItemKey	Cantitate Ceruta
CR	AUTOFRIG SRL	4279	Teava patrata 300*300*6 mm S355J2 EN10219 L=12 ML	HC0547300300600	1000
CR	AUTOFRIG SRL	4278	Teava patrata 300*300*6 mm S355J2 EN10219 L=12 ML	HC0547300300600	1000
CR	B.C.G. COMPANY SRL	4273	Bara rotunda inox diam. 30 mm W1.4305 (EN10278) - INACTIV	RB430503000	1000
CR	JORIS IDE SRL	5386	Tabla inox satinata 3*1500*3000 W1.4301 K320+PVC - INACTIV	S430100300C02PVC	90

1 / 5

Alege Pagina

**VISION technology**

10:30 Adrian Bratu Adrian.Bratu@vision.ro

RECENT

Recruitment

Candidates

VISION 365 - CLIENTS

Product Catalogue

Leads

Opportunities

Sales Quote

Contacts

Accounts

Contract

Sales Order

Delivery Notes

© Copyright Vision 2019

Automate the sales process and optimize the demand and supply lifecycle. Focus on what your customer needs avoiding wasting time and resources.






## Customer Management

Manage customer data,  
business details and portal  
access

## Offering

Respond in real time to offer  
request



## Ordering

Manage all orders and  
commercial terms



## Demand and Supply

Analyze demand and  
optimize the supply process



## Vision Wholesale Distribution Sales and Client Management

- Customer management
- Opportunities
- Offering
- Sales fees administration and offer workflow
- Ordering and delivery
- Stock
- Demand and supply optimization

From customer product inquiry to delivery: manage in real time offer request from your existing customers, create opportunities and respond to customer offer request, administrate customer orders and delivery.

Demand and supply analytics in terms of (non/)requested vs (non/) offered products, product lifecycle traceability, etc.

# Offers and Opportunities

## Key Features

### Opportunity

Create and track opportunities based on real time products data: stock vs spot, product rotation speed, delivery date, margin, weight and prices.

### Offer requests

Manage customers offer requests: automatically respond with offer for requested products

### Offer

Custom workflow covering all phases: from offer initiation until order is confirmed. Real-time information is available at any step: payment term, credit limit, customer details, product list and commercial terms. Base your product pricing on accurate data available on screen while a product is added: last selling price, list price, last sale date, availability (at warehouse level), sales approval level

The screenshot displays the 'Client' section of the Vision Wholesale Distribution software. It features a navigation menu at the top with options like 'Oportunitati', 'Clienti', 'Cereri Oferte', and 'Oferte'. The main area shows a list of product offers with columns for '# Nume articol', 'Itemkey', 'Alege Articol', 'Termen de livrare', 'Cantitate', 'U.M', 'kg/um', 'Pret vanzare (€/U.M)', 'Valoare fara TVA (€)', 'Observatii', and 'Aprobare'. There are four rows of offers, each with a 'Cod produs client' and various product details. A summary bar at the bottom shows 'Total cantitate:', 'Total (fara TVA) €: 0', and 'Total (fara TVA) RON: conform cursului CITY: 4,81 RON/€'. A blue button labeled 'Adaugă Articol' is visible in the bottom right corner.

The screenshot shows two tables in the 'Produse cerute si neofertate' section. The first table, titled 'Produse cerute si neofertate', has columns for 'Nume', 'Numar Cerere', 'Articol', 'ItemKey', 'Cantitate Ceruta', 'Cantitate Ofertata', and 'Cantitate Neofertata'. It lists four items from 'AUSTRALIAN CARGO LINE SRL' and 'B.C.G. COMPANY SRL'. The second table, titled 'Produse cerute si partial ofertate', has the same columns and lists four items from 'AUTOFRIG SRL' and 'JORIS IDE SRL'. Both tables include a 'Alege Pagina' dropdown and navigation arrows.

### Offering real time analyzer tool

The product level analyzing tool enable the sales responsible to base decision on accurate and real time data:

- Requested and unoffered products
- Requested and partially offered products
- Requested and offered products

### Customer stock inquiry

# Sales Workflow and Customer Management

## Key Features

### Sales Fees Administration

Define thresholds for sales approval workflow based on complex parameters: product type, customer type, sales volume, history, etc.

### Pricing Administration

Define pricing policies at item level by defining the (min/max) margin, type and other relevant information

The sales offering engine is based on various parameters enabling sales automation with increased control: Potential, Discount Level, Industry Coefficients, Product Coefficients, etc.

**Customer markup coefficients**

Sales Potential	1	2	3
A	12 %	2 %	3 %
B	12 %	0 %	5 %
C	88 %	60 %	6 %
D	5 %	8 %	58 %

**Discount approval coefficients**

Level Approval	PM	CSO	CEO
A	0 %	50 %	99 %
B	3 %	9 %	15 %
C	12 %	30 %	40 %
D	6 %	13 %	20 %

**Industry Coefficients**

Industry	Coefficient
Automotive	2 %
Shipyards	3 %
Aerospace	5 %
Railway	1 %
Oil, Gas	1 %
Power & Energy Industry	1 %
Infrastructure	7 %
Machinery & Equipment Manufacturing	1 %

**Products coefficients**

Product Type	Coefficient
FM	4 %
SM	1 %
NM	3 %

**Client nou**

Filliala responsabila \*  
Bucuresti

Cod intern \*  
22-AS-89976

Denumire \*  
TOP CONSTRUCTIONS SRL

AccountKey \*  
411100006438

C.U.I. \*  
Ex-RO R037305160

Numar Registrul Comertului \*  
J15/342/2017

Numar telefon contact

Adresa email \*  
daniel.matea@vision.ro

Sediu

Oras \*  
DB, TARGOVISTE

Tara \*  
Romania

Regiune (Judet) \*  
CLUJ

Categorie Vanzari \*  
2

Categorie Potential \*  
c

Industria \*  
Industrial & Public Buildings

Client activ?  
Da Nu

Utilizatori

Email	Telefon	Data creare	Aprobat	Data aprobare	Aprobat de
sales@vision.ro		8/10/2019	✓	8/10/2019	
daniel.matea@accender.ro		8/10/2019	✓	8/10/2019	

### Customer Management

Keep accurate and updated data regarding your customer. Either the customer is ordering online or through account manager, the Customer Module enable access to the information in one place.

### Smart and Optimal Ordering and Delivering

Automatically transform approved offers into provider orders. The demand and supply chain is fully automatized:

- Customer approved offer is transformed in order
- The application allow to aggregate orders by item category
- The Product Manager responsible with respective items send aggregate order per item to provider

# Providers Management

Optimize and control the purchasing process in direct and real time correlation with sales demand. Improve delivery by full traceability of the products, from provider to customer.

**Client nou**

Filiala responsabila \*  
Bucuresti

Cod intern\*  
22-AS-89976

**Utilizatori**

Utilizatori fara parola: 0

Email	Telefon	Data creare	Aprobat	Data aprobare	Aprobat de
sales@vision.ro		8/10/2019	✓	8/10/2019	
daniel.matea@accender.ro		8/10/2019	✓	8/10/2019	

**Produce cerute si neofertate**

	Nume	Numar Cerere	Articol	ItemKey	Cantitate Ceruta	Cantitate Ofertata	Cantitate Neofertata
CR	AUSTRALIAN CARGO LINE SRL	4280	Bara rotunda inox diam. 30 mm W1.4305 (EN10278) - INACTIV	RB430503000	1	0	1
CR	AUSTRALIAN CARGO LINE SRL	5373	Platbanda inox 30*15 mm W1.4301 - INACTIV	FB430103015CT	1	0	1
CR	B.C.G. COMPANY SRL	3272	Bara rotunda trasa diam. 20 mm h9 S355 (EN10278)	RB056902000B	115	0	115
CR	B.C.G. COMPANY SRL	3272	Bara rotunda 42CrMo4 - diam. 70 mm	RB722507000	120	0	120

1 / 8

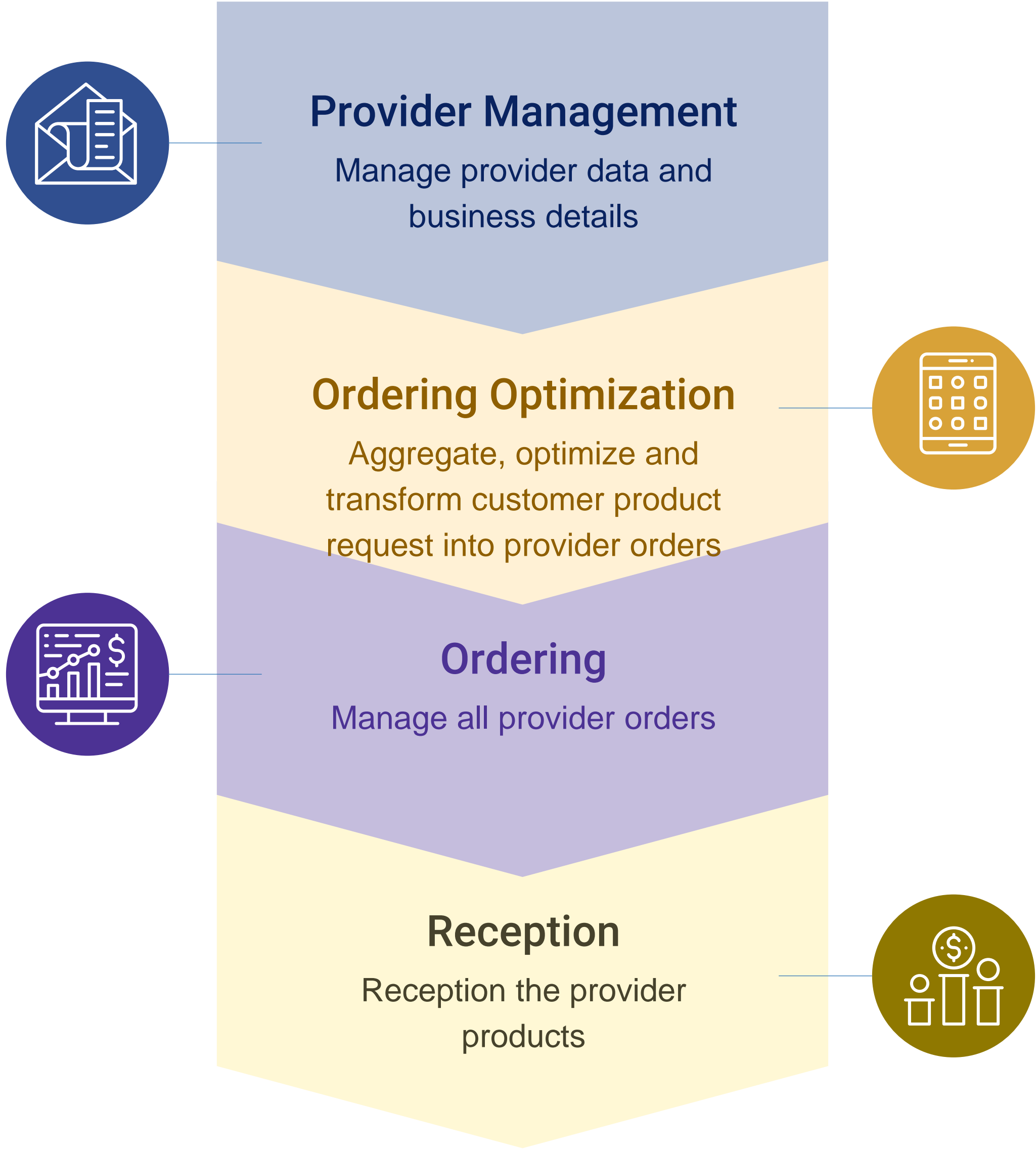
Alege Pagina

**Produce cerute si partial ofertate**

	Nume	Numar Cerere	Articol	ItemKey	Cantitate Ceruta	Cantitate Ofertata	Cantitate Neofertata
CR	AUTOFRIG SRL	4279	Teava patrata 300*300*6 mm S355J2 EN10219 L=12 ML	HC0547300300600	1000	50	950
CR	AUTOFRIG SRL	4278	Teava patrata 300*300*6 mm S355J2 EN10219 L=12 ML	HC0547300300600	1000	500	500
CR	B.C.G. COMPANY SRL	4273	Bara rotunda inox diam. 30 mm W1.4305 (EN10278) - INACTIV	RB430503000	1000	900	100
CR	JORIS IDE SRL	5386	Tabla inox satinata 3*1500*3000 W1.4301 K320+PVC - INACTIV	S430100300C02PVC	90	5	85

1 / 5

Alege Pagina



## Vision Wholesale Distribution Purchase and Provider Management

- Provider management
- Ordering optimization
- Advanced purchase management
- Ordering
- Reception
- Stock
- Provider Notification

Optimize and automatize the provider ordering: aggregate customer requested items in provider orders based on ordering approval flexible workflow

# Ordering and Providers Management

## Key Features

### Provider Management

Keep track of your providers and business details.

### Purchasing optimization

The product order by customer are aggregated per each product and provider type. Flexible approval workflow is available in order to optimize and automatize the purchase activities. Branch Manager and product manager are approving each provider order.

### Ordering

Automatically transform customer requested items into provider orders filling in all details or initiate provider order directly

VISION Wholesale Distribution | Providers | Provider Orders | Provider Management | Administrator

#### Provider Orders List

Id	TK Order number	Order confirmation number	Order date		Provider	Order Warehouse	State	
			From	Until				
3829	2003829	546456	9/6/2019		OLCAB TELECOM SRL	Bucuresti	Finished	
3828	2003828	1672342	9/6/2019		ThyssenKrupp Materials Romania	Bucuresti	Closed	
3827	2003827	1672342	9/6/2019		ThyssenKrupp Materials Romania	Bucuresti	Closed	
3826	2003826	324432	9/6/2019		ThyssenKrupp Materials Romania	Bucuresti	Finished	
3825	2003825	1672342	9/6/2019		ThyssenKrupp Materials Romania	Bucuresti	Finished	
3824	2003824	1672342	9/6/2019		ThyssenKrupp Materials Romania	Bucuresti	Finished	
3823	2003823	3124141	9/6/2019		ThyssenKrupp Materials Romania	Bucuresti	Closed	
3822	1003822	1672342	9/6/2019		TRANS FAG S.R.L.	Timisoara	Finished	
3821	2003821	324234	9/5/2019		ThyssenKrupp Materials Romania	Bucuresti	Finished	
3820	2003820	9246467	9/5/2019		ThyssenKrupp Materials Romania	Bucuresti	Finished	
3819	2003819	456464656	9/5/2019		ThyssenKrupp Materials Romania	Bucuresti	Finished	
3818	2003818	3124141	9/5/2019		ThyssenKrupp Materials Romania	Bucuresti	Closed	
3817	2003817	3124141	9/5/2019		ThyssenKrupp Materials Romania	Bucuresti	Closed	
3816	2003816	3124141	9/4/2019		OLCAB TELECOM SRL	Bucuresti	Closed	
3815	2003815		8/2/2019		OLCAB TELECOM SRL	Bucuresti	Initiated	

1 / 30 | Choose Page

VISION Wholesale Distribution | Providers | Provider Orders | Provider Management | Administrator

#### Provider details

Provider\* OLCAB TELECOM SRL

CUI RO15291340

Fiscal code J33 /215 /2003

Country ROMANIA

City SV, SUCEAVA

In the attention of\* Administrator

Stock  Spot

#### Thyssenkrupp details

Initiator Administrator

Function

TK Order number 2003829

Order date 9/6/2019

Order confirmation number\* 546456

Order warehouse\* Bucuresti

Delivery warehouse\* Bucuresti

Delivery type\* Tip1

Choose article	U.M	Qty U.M	Qty KG	Received Qty (NIR)	AVG. Qty (3 lun)	Unit price(EUR/t)	Value (EUR)	Delivery time (week / year)	Certificate type	Observation
Round bar diam. 90 mm S355J2	KG	500	500			900	450	42 2019	t1	www
Rotation Speed 2.92425755840865	ROSTI	0.32				Addition 0.1093				Ordered qty. 4068
AUTO. FORD FIESTA B 36 SNY - WF0JXXGAJJB539562	BUC	1	1			700	0.7	42 2019	t2	
Welding rod AISI 5 2.40 mm	KG	10	10			500	5	42 2019	t3	

511 KG

1 / 1 | Choose page

Net Total 455.7 EUR

VAT %

Gross Total 455.7 EUR

### Ordering real time analyzer tool

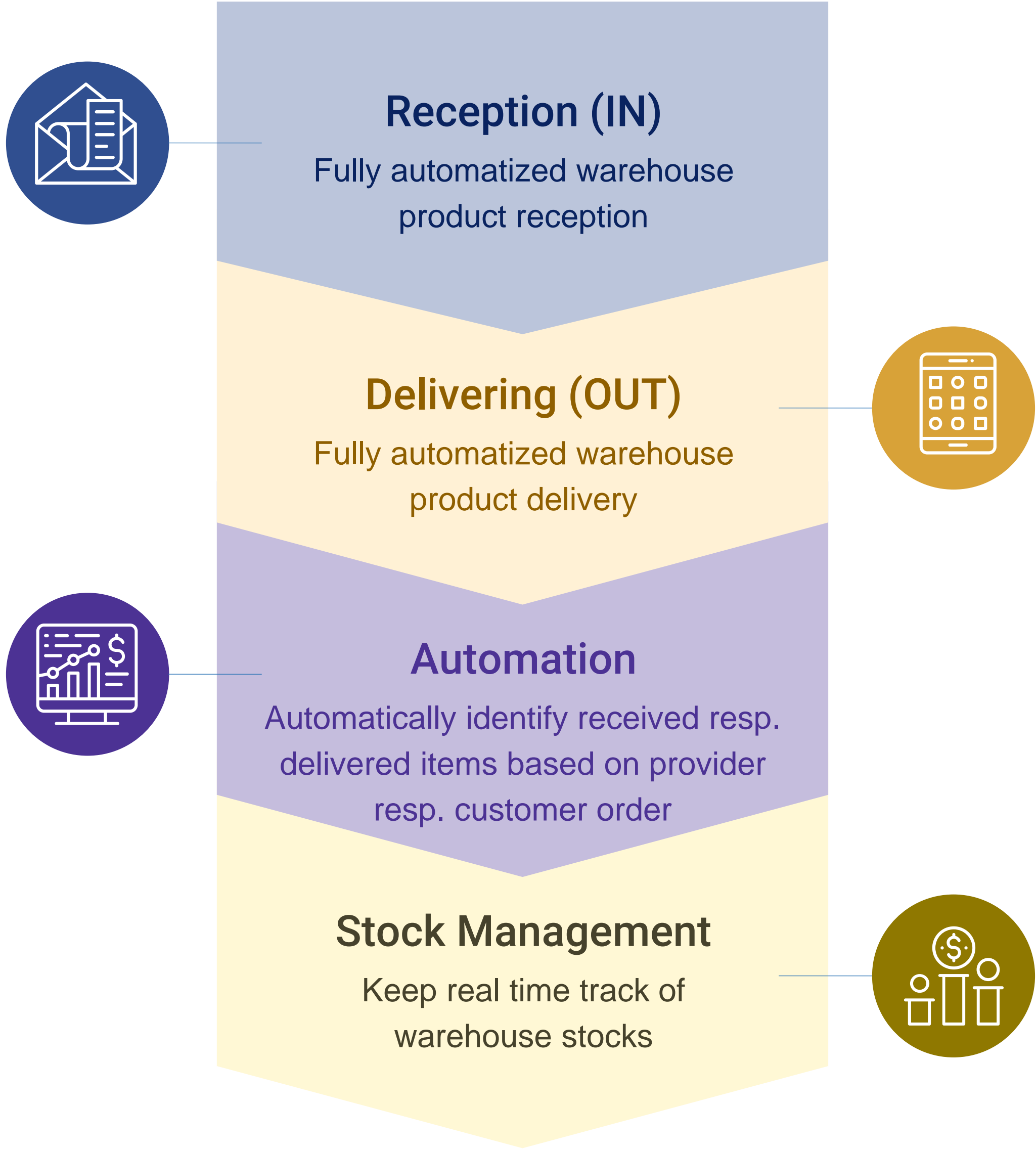
The product level analyzing tool enable the purchasing responsible to base decision on accurate and real time data like rotation speed, ROSTI, Addition, available quantity, delivery time

# Warehouse Automation



The screenshot displays a web-based warehouse management system. At the top, there is a navigation bar with the 'vision Wholesale Distribution' logo and menu items: Warehouse, IN, OUT, Buyers, and Search NIR Items. A user profile for 'Administrator' is visible in the top right corner. The main content area is divided into two sections. The upper section contains a form with fields for 'AccountKey', 'CUI', 'Fiscal code', 'Address', 'Country', 'City', and 'Bank'. The lower section, titled 'Client details', includes a 'Client' dropdown menu (currently showing 'JORIS IDE SRL') and various fields for 'Account Key', 'Trade Register', 'Phone', 'Country', 'City', and 'Deposit'. Below this is a table with columns for 'Item code', 'Name of Products or Services', 'U.M.', 'Quantity', 'Quantity Loaded', 'Weight', 'Unit Price (without VAT)', and 'Value-le'. A row of data is visible: '130TK0248', 'Beams HEM 120 mm S355J2', 'KG', '10', '5', '10', '215'. A 'Generated' button with a right-pointing arrow is located above the table. Overlaid on the right side of the screenshot is a handheld barcode scanner, a Datalogic falen model, which has a screen displaying a list of items in Romanian, such as 'Tabla laminata la cald 3\*1250\*2600 mm' and 'Teava patrata 30\*30\*3.0 mm S235JR E'. The scanner's keypad features a prominent orange 'SCAN' button and various function keys.

Streamline operations, improve efficiency and production, and reduce costs with automated technologies that increase productivity by leaps and bounds.



## Vision Wholesale Distribution Automatized Warehouse Management

- Reception Management (IN)
- Delivery Management (OUT)
- Automatized IN/OUT Activities
- Stock Management

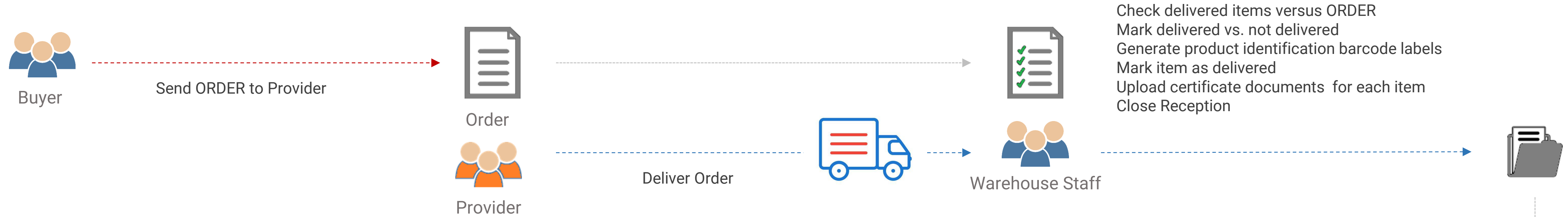
From cost approval to purchase and pay: the Provider module is covering the entire lifecycle of cost planning, sourcing, contracting, delivering and payment. Complex features and customizable workflows enable your company to control and automate the cost related processes.

Procurement or Sourcing module covers the entire lifecycle of RFx acquisition process and is fully integrated with Providers, Contracts, Product Catalogue, Expenses, Orders and Invoices modules.

Provider's management module covers the entire lifecycle of suppliers, achieving a 360° view of its data: General Information, Contracts, Expenses, RFx, Orders and Invoices.



# Automatized Reception and Delivery Process Workflow



Item code	Name of Products or Services	U.M.	Quantity	Quantity Loaded	Weight	Unit Price (without VAT)	Value -lei-	Value VAT -lei-	Charge
<input checked="" type="checkbox"/> HB012201400B	Hexagonal drawn bar 14 mm S235 (EN10278)	KG	24	20	24	677	16248	3087.12	+ Charge
							Charge	12225	Quantity 6
							Charge	1226	Quantity 10
							Charge	1229	Quantity 4
Total payment								19335.12	

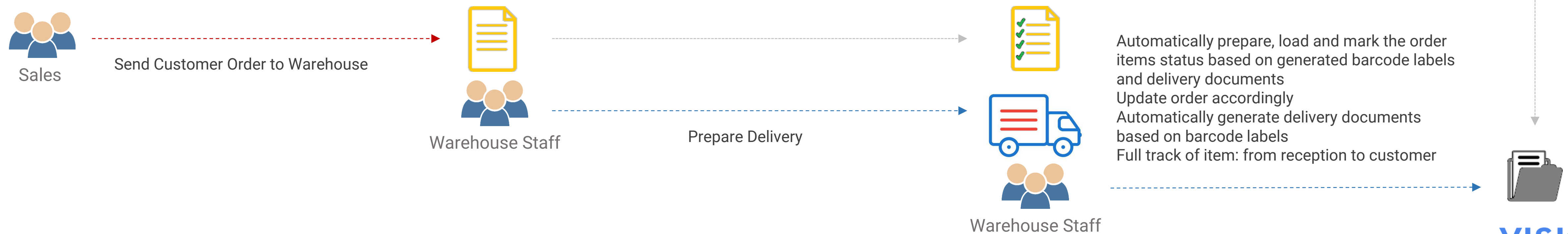
Warehouse Management

Denumire produs

- Tabla laminata la cald 3\*1250\*2600 m
- Tabla laminata la cald 3\*1500\*3000 m
- Teava patrata 25\*25\*2 mm S235JR EN
- Teava dreptunghiulara 120\*60\*6 mm S
- Teava sudata de constructii 1 1/2(48.3
- Bara rotunda trasa diam. 16 mm h9 C35
- Bara rotunda trasa diam. 25 mm h9 C45
- Bara rotunda trasa diam. 16 mm h9 S35
- Bara rotunda trasa diam. 55 mm h9 S35
- Teava patrata 30\*30\*3.0 mm S235JR E

Inapoi Refresh

← Head Quarter – Warehouses: real time information flow →



# Warehouse Automation

## Key Features

### Reception

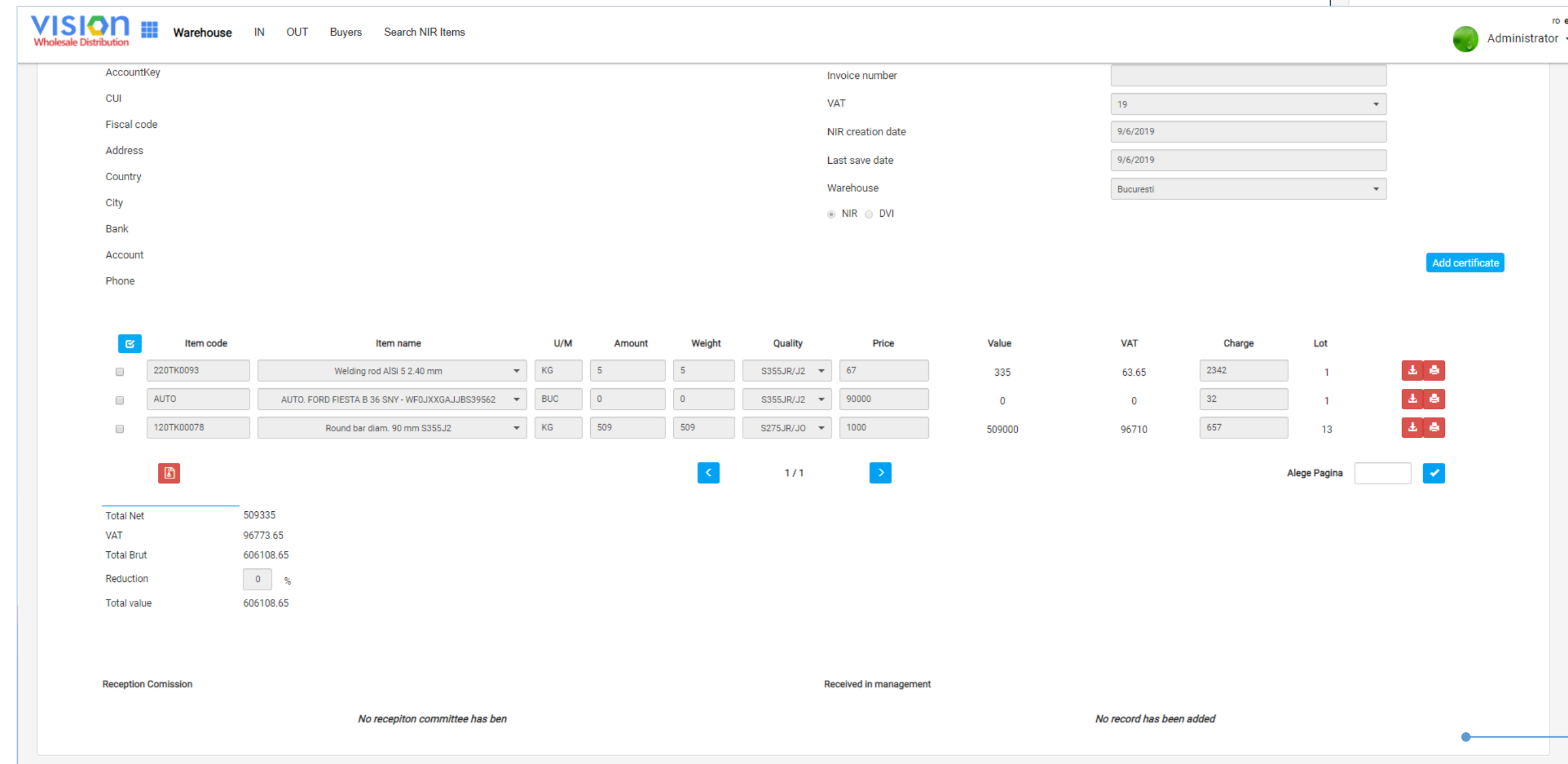
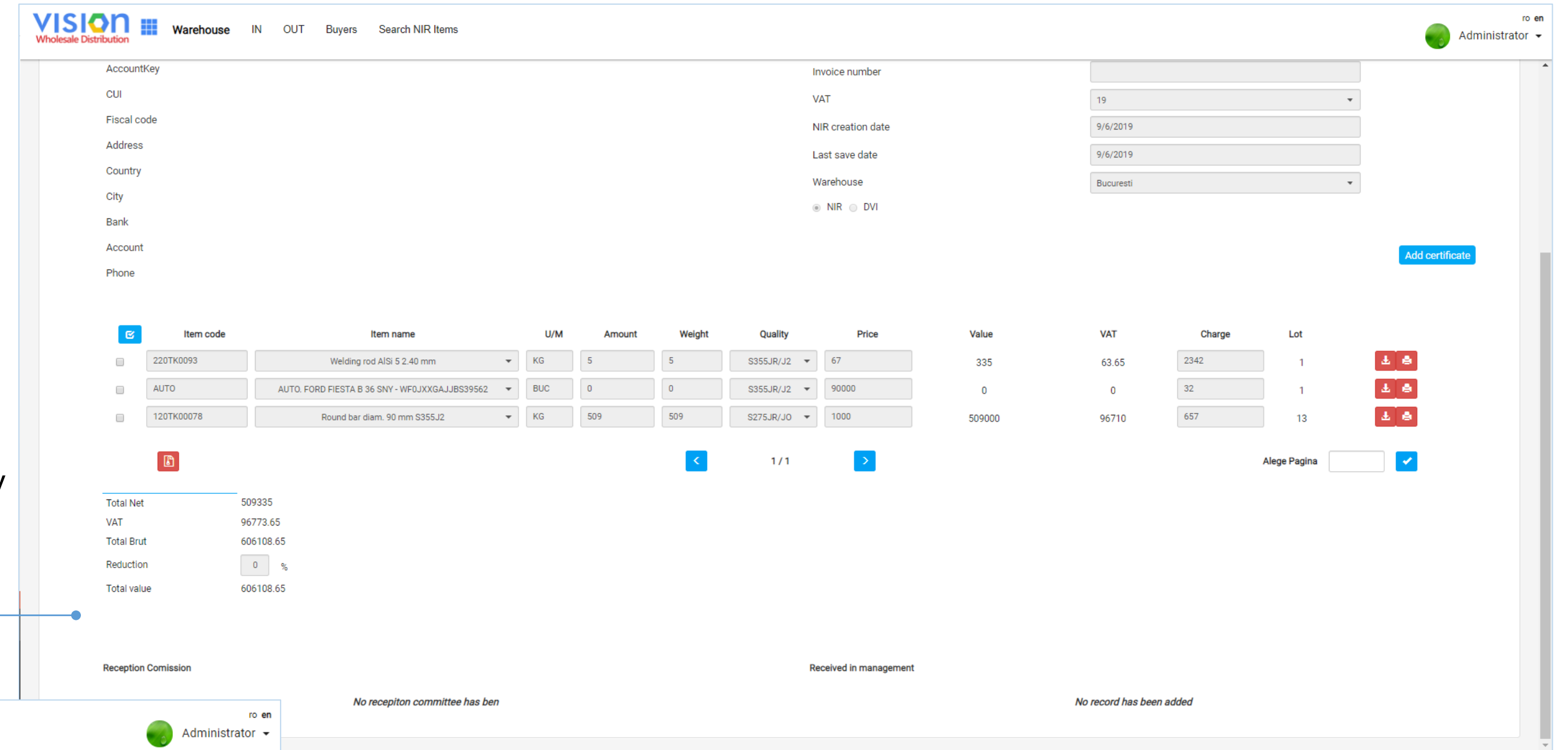
Control your providers delivery based on automatic identification of ordered items versus delivered items using handheld device with custom application. Generate barcode labels for each item and attach the manufacturing specs in order to enable full traceability of items,

### Delivery

Control the products delivered to your customer by automatic identification of the delivered items versus leaded items using handheld device with custom application, with full traceability

### Stock

Keep real time track (identified products, loaded products, delivered product) of your stock



### Handheld specific application

Automatize product receiving: mark the received products vs provider order and automate generate documents. Real time update of the provider order reception status.

Control the delivery:

- Item status (identified, prepared for delivery, loaded, delivery)
- Full product traceability: attach production certificates at product level
- Update stock

### Full life-cycle product traceability:

From provider order to warehouse reception and to further customer delivery, keep track at item level, of each item details: fabrication charge documentation, reception details, provider order, customer delivery, etc....

# Technology and Integration



Create complex applications in visual designer, with no code and high flexibility for further changes and customizations with Vision App Maker Platform.



## Vision App Maker Suite

Build complex applications in visual designer, without code.

- Easy build new application from scratch
- Integrate existing platforms and legacy systems into unified application
- Digitalize your business workflows through business processes re-engineering
- Enhance Business-Integration Speed & Agility
- Optimize operations with processes prepared for rapid evolution
- Drive innovation by quickly creating innovative digital products and services
- Accelerates Transformation
- Simulate working software much earlier in the cycle enabling project team to iterative prototyping and agile development

Our customers are successfully rollout their daily operation on applications powered by Vision App Maker:



Vision App Maker is a mature platform with 100+ implementations for various industries: Banking, Insurance, Automotive, Pharma, Services, Government, Distribution, Travel, Field Services.

# Vision App Maker Suite

## Features

### Powerful Integration Capabilities

Allows integration with any system through a plugin mechanism. Data can be imported from ERP, CRM, DMS or legacy systems and can be further used in workflows, rules, interfaces and document templates.

### Workflow Visual Editor

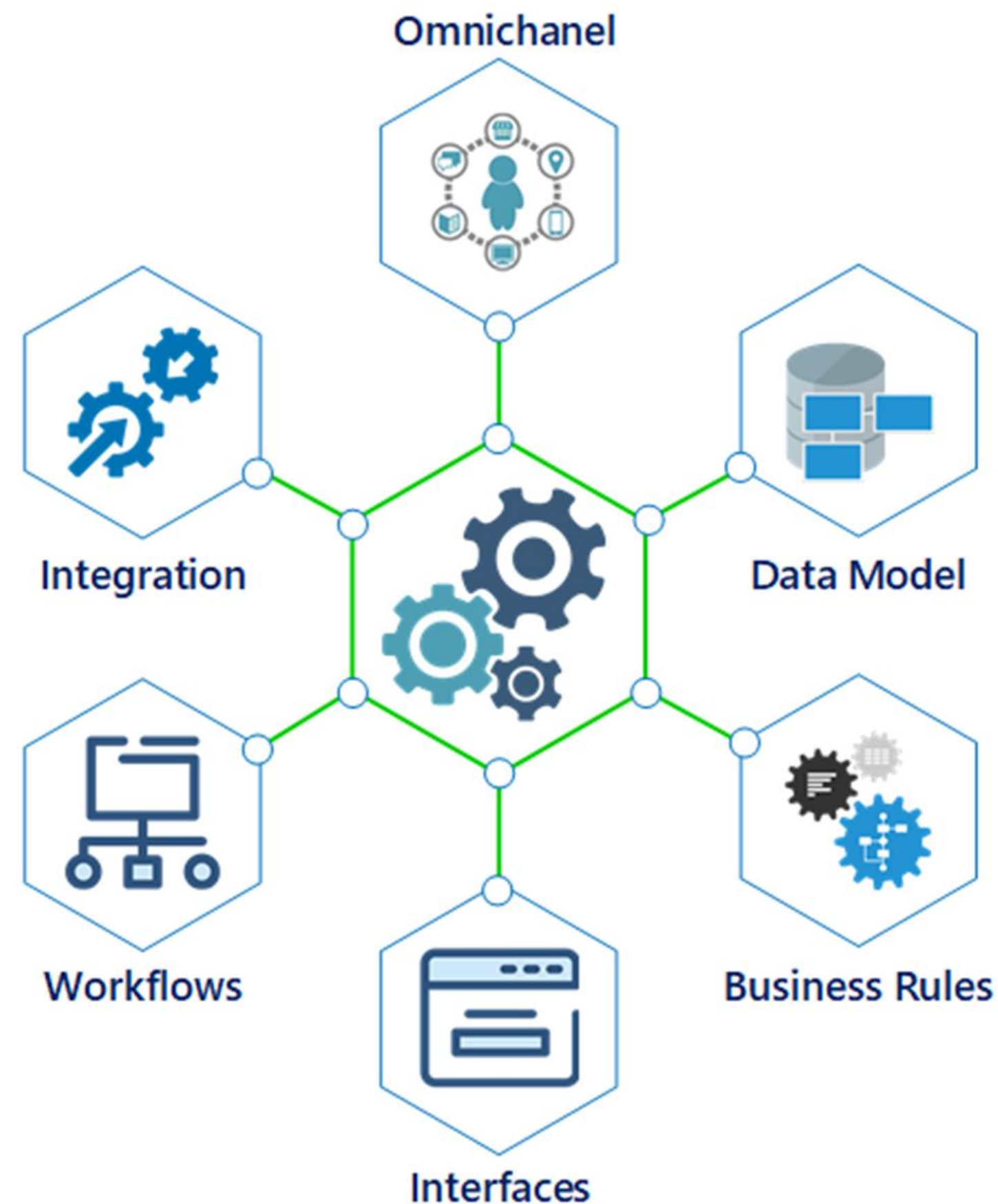
Flows can be simple or complex, from procurement approval to credit management or back-office solutions.

### Document Generation

Design and generate document templates that can then be used in workflows to print any type of forms, like Quotes, Contracts or Invoices.

### Omnichannel

Same user experience across all channels:  
Internal Portal – External Portal – Mobile – Public API



### Interface Visual Editor

Generate responsive UI accessible from any web browser or mobile device. Build Single Page Applications providing a fluid, desktop-like user experience.

- Modular, multi layered, decoupled architecture, enabling security segregation and high availability implementation
- Two factor and self registration authentication mechanism
- Identity and Access systems integration (ex. Active Directory)
- Plugins for various commercial systems (Microsoft CRM Dynamics, SharePoint, ERP, DMS, etc.)
- Persistent vs. Non-persistent data mechanism

### Data Model Graphic Designer

Definition of simple and complex data types, cardinalities, lists, parameters and entities for any type of application.

### Business Rules

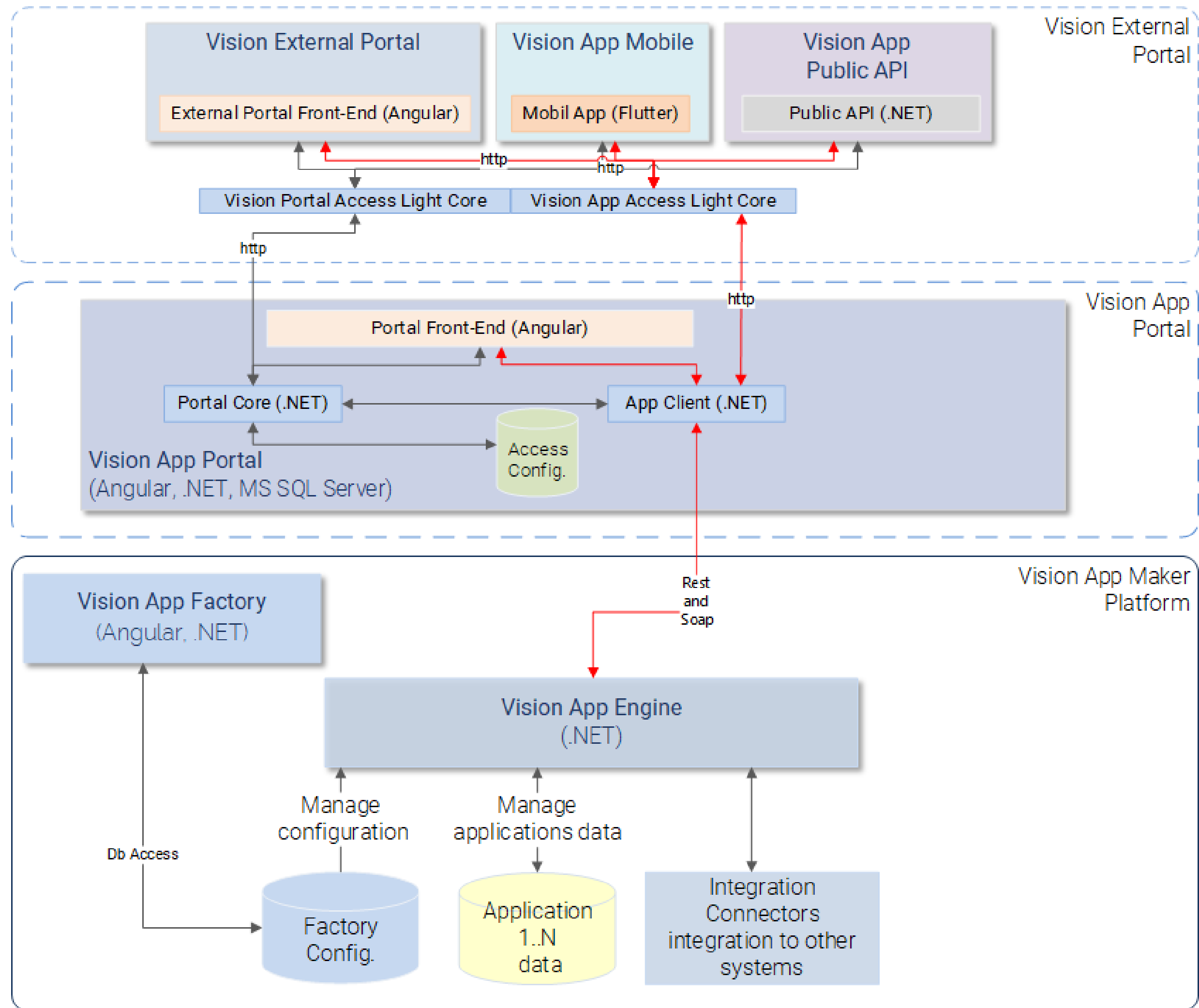
Can be designed by any user who has the ability to write formulas in Excel. You can easily implement scoring, escalation and notifications or you can manage how information is displayed and processed in the interface, documents and reports.

### Reporting and Alerts

Generate various types of alerts within workflows, from information transmitted by e-mail to reports generated by the system and exported in a predefined format.

# Vision App Maker Suite

## Technology stack



Vision App Maker components were developed with modern and appropriate technologies for each layer purpose: reliable back-end developed in Microsoft .NET and flexible, responsive and rich front-end based on Java Script and Angular.



+40 728 006 678  
[sales@vision.ro](mailto:sales@vision.ro)  
[www.vision.ro](http://www.vision.ro)



Dr. Ernest Juvara 16, Sector 6, Bucuresti,  
România  
148, Republicii Bulevard 3rd floor, Pitesti,  
Arges, România

The information contained in this document is confidential and is legally protected. The right to use them, in whole or in part, has only their addressee or other authorized persons. If you are not the recipient of this document you are officially informed that any reference, copying, distribution or action regarding the content of this information is prohibited and may be against the law.

This document does not contain any personal or business confidential data. All testing and demo data used in the application screens is generated randomly using public sources of data. Any similarities with real situation is just a coincidence.